



Republic of the Philippines

**Philippine Statistics Authority**

Solid • Responsive • World-class

---

## ***Regional Workshop on the Production of Statistics on Asset Ownership from a Gender Perspective through Household Surveys***

*Experience of interviewing the members of the principal couple and  
1 randomly selected respondent as well as related field protocols  
on interviewing respondents alone and gender matching of  
enumerator and respondent*



# Interviewers Background

## Interviewers

- Total Number of Interviewers = 28
  - Female Interviewers = 25
  - Male Interviewers = 3
- With Experience as Interviewer = 22
- Without Experience as Interviewer = 6 (All female)



Table 1. Number and percent of Interviews by sex of interviewer and respondent

Interviewer	Respondent				
	Total	Male		Female	
		Number	Percent	Number	Percent
Total	3,456	1,605	46.5	1,851	53.5
Male	273	148	54.2	126	45.8
Female	3,182	1,457	45.8	1,725	54.2



Table 1. Types and Duration of Interviews (Average Minutes per Interview): Couples

Type of Interview/ Rural Urban	I N T E R V I E W S													
	Alone		Presence of Female		Presence of Male		Presence of Female and Male		Presence of Child		Presence of Mixed Adults and Child		Not Alone	
	Number	Ave Min.	Number	Ave Min.	Number	Male	Number	Ave Min.	Number	Ave Min.	Number	Male	Number	Ave Min.
Any Type of Interview														
Total	2174	22.8	39	29.8	15	26.0	10	31.6	37	26.9	17	29.6	118	28.5
Rural	902	23.2	21	28.0	6	18.5	3	28.0	9	27.9	4	31.5	43	27.0
Urban	1272	22.5	18	31.9	9	31.0	7	33.1	28	26.6	13	29.0	75	29.4
Male Interviewer to Male Respondent														
Total	105	21.2	1	30.0	0	0.0	0	0.0	1	16.0	0	0.0	2	23.0
Rural	16	20.2	1	30.0	0	0.0	0	0.0	0	0.0	0	0.0	1	30.0
Urban	89	21.4	0	0.0	0	0.0	0	0.0	1	16.0	0	0.0	1	16.0
Female Interviewer to Male Respondent														
Total	944	22.9	23	27.8	4	15.5	4	31.0	11	29.5	4	32.5	46	27.8
Rural	415	23.2	14	26.2	4	15.5	1	35.0	4	30.0	1	40.0	24	26.0
Urban	529	22.6	9	30.2	0	0.0	3	29.7	7	29.1	3	30.0	22	29.8
Male Interviewer to Female Respondent														
Total	68	23.6	0	0.0	0	0.0	0	0.0	2	28.5	0	0.0	2	28.5
Rural	11	22.7	0	0.0	0	0.0	0	0.0	0	0.0	0	0.0	0	0.0
Urban	57	23.8	0	0.0	0	0.0	0	0.0	2	28.5	0	0.0	2	28.5
Female Interviewer to Female Respondent														
Total	1057	22.8	15	32.8	11	29.8	6	32.0	23	26.1	13	28.7	68	29.2
Rural	460	23.4	6	31.7	2	24.5	2	24.5	5	26.2	3	28.7	18	28.1
Urban	597	22.3	9	33.6	9	31.0	4	35.8	18	26.1	10	28.7	50	29.6

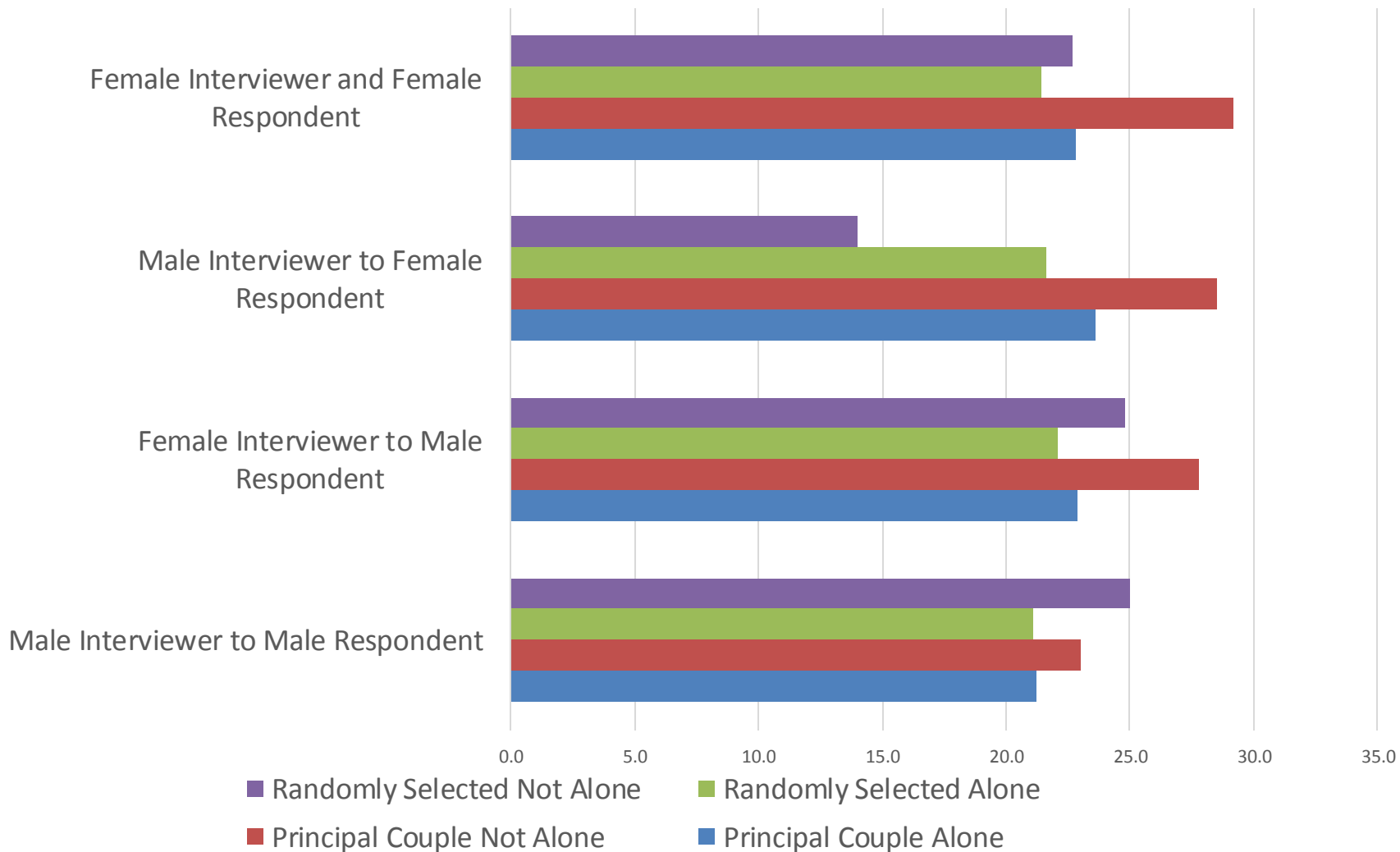


Table 2. Types and Duration of Interviews (Average Minutes per Interview): One Randomly Selected Interviews

Type of Interview/ Rural Urban	I N T E R V I E W S													
	Alone		Presence of Female		Presence of Male		Presence of Female and Male		Presence of Child		Presence of Mixed Adults and Child		Not Alone	
	Number	Ave Min.	Number	Ave Min	Number	Ave Min	Number	Ave Min.	Number	Ave Min	Number	Ave Min	Number	Ave Min.
Any Type of Interview														
Total														
Rural	1113	21.7	20	22.4	7	29.1	7	21.6	12	25.3	3	17.0	49	23.7
Urban	434	21.6	7	20.3	1	39.0	5	19.8	2	17.5	2	20.5	17	20.9
Male Interviewer to Male Respondent														
Total	679	21.7	13	23.6	6	27.5	2	26.0	10	26.9	1	10.0	32	25.1
Rural	39	21.1	1	25.0	0	0.0	1	25.0	0	0.0	0	0.0	2	25.0
Urban	2	20.0	0	0.0	0	0.0	0	0.0	0	0.0	0	0.0	0	0.0
Female Interviewer to Male Respondent														
Total	37	21.1	1	25.0	0	0.0	1	25.0	0	0.0	0	0.0	2	25.0
Rural														
Urban														
Male Interviewer to Female Respondent														
Total	443	22.1	8	24.3	6	27.5	2	17.5	8	26.9	1	10.0	25	24.8
Rural	182	21.0	3	20.0	0	0.0	2	17.5	0	0.0	0	0.0	5	19.0
Urban	261	22.9	5	26.8	6	27.5	0	0.0	8	26.9	1	10.0	20	26.2
Female Interviewer to Female Respondent														
Total	55	21.6	1	14.0	0	0.0	0	0.0	0	0.0	0	0.0	1	14.0
Rural	9	23.8	1	14.0	0	0.0	0	0.0	0	0.0	0	0.0	1	14.0
Urban	46	21.2	0	0.0	0	0.0	0	0.0	0	0.0	0	0.0	0	0.0
Female Interviewer to Female Respondent														
Total	576	21.4	10	21.6	1	39.0	4	22.8	4	22.3	2	20.5	21	22.7
Rural	241	22.0	3	22.7	1	39.0	3	21.3	2	17.5	2	20.5	11	22.5
Urban	335	20.9	7	21.1	0	0.0	1	27.0	2	27.0	0	0.0	10	22.9

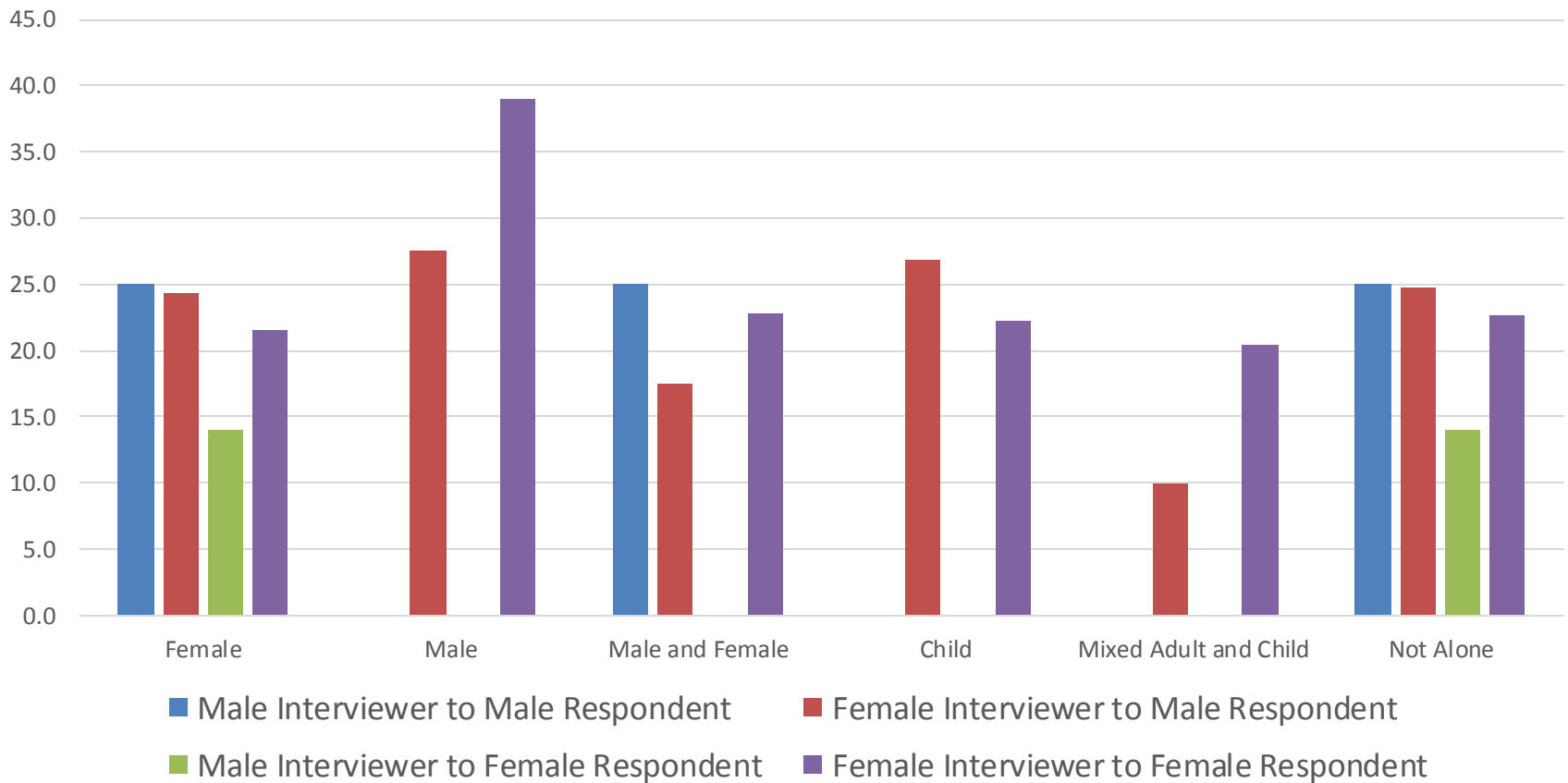


### Average Duration of Interview (In Minutes)



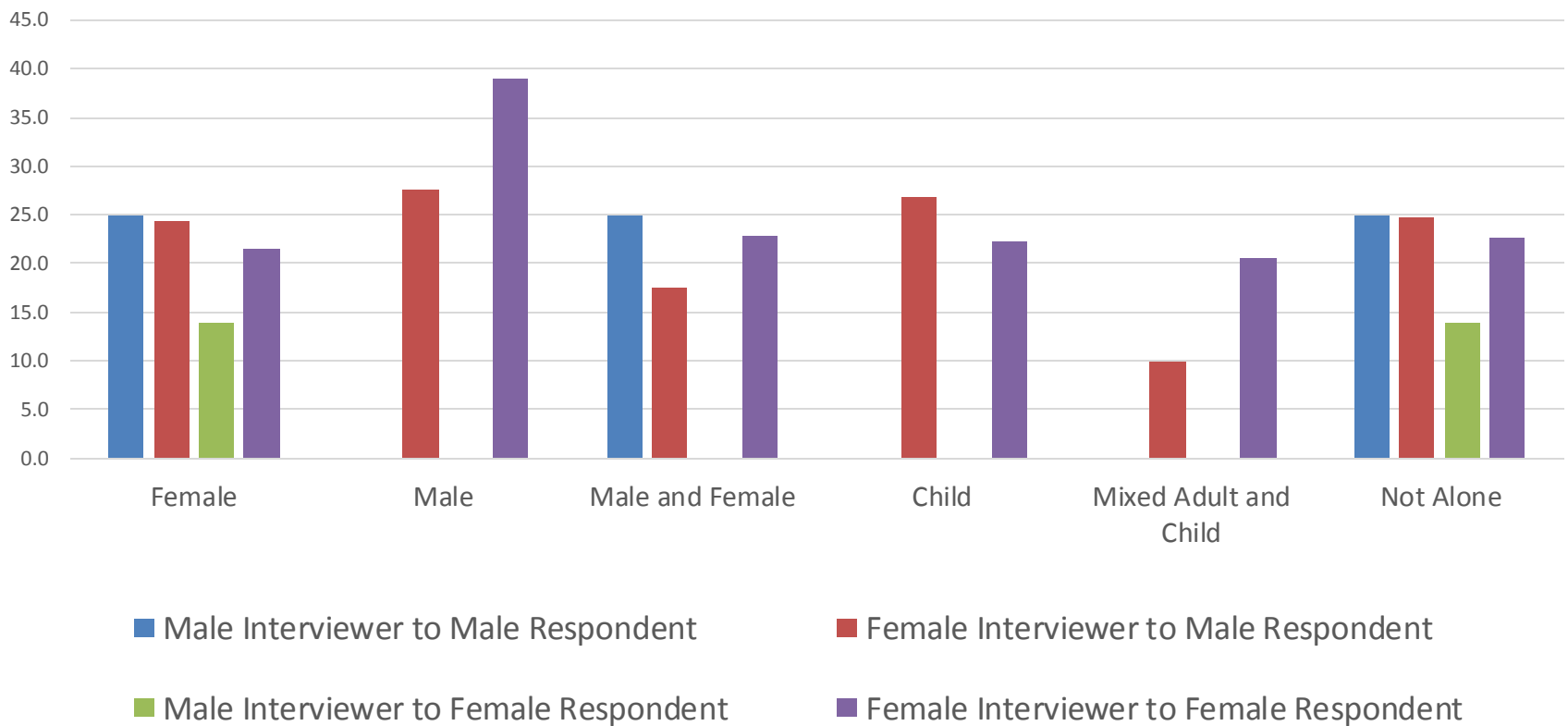


## Principal Couple Average Duration of Interview (In Minutes)





### Randomly Selected Sample Average Duration of Interview (In minutes)







# Observation During Interviews

- Unavailability of some Eligible Respondents due to work or in school, market, etc.
- Simultaneous individual interview was not applicable in small houses because they hear each other answers and sometimes compare answers or argue (couple).
- Some Eligible Respondents refused or were reluctant to answer especially questions on assets.
- Some Eligible Respondents with enterprise found difficulties in estimating net income.



# Observation During Interviews

- Some sample households were very far from the barangay proper.
- Housing unit of some respondents were near the riverside and mountain hills.
- Other household members made interruptions during the interview.
- Bad weather made it difficult to reach the respondents (i.e., slippery and rough roads at the time of visit due to rain)
- One household and 8 individual respondent refused despite follow-up by PSA supervisors.



# Observation During Interviews

- Some respondents have difficulties in answering questions. They don't want to give information especially if the questions are personal according to them.
- Some husbands of eligible women were present during the interview and curious enough to listen and sometimes volunteered to answer some of the questions.
- A male spouse was suspicious as to why questions on assets were asked; according to him it is very personal. Also, the respondent suspected us that the teams are part of swindling syndicate like “Budol-Budol” (hypnotizers).
- Older respondents had a problem on language barrier and more probing was needed especially in those with low educational attainment.



# CONCLUSIONS/RECOMMENDATIONS

- Team approach is an effective way of collecting data. It made enumeration easier and guaranteed quality data - because of the help given by co-team members, corrections are tackled and discussed at once.
- Meeting of the Supervisors (Teams and Staff from CO and FO) after the first week is necessary to evaluate the first week of operation and measure the training absorption of the interviewers.
- The manual should contain more examples which may be encountered during the actual field operations.



# CONCLUSIONS/RECOMMENDATIONS

- There should be at least a gap of one week from the training to the start of the enumeration to give time for the field personnel to do coordination, review and to prepare the necessary materials for the enumeration, etc.
- Translated questionnaires should be more in layman terms to insure that respondents understand the questions and easily respond.
- A thorough review of the questionnaires should be done before printing to avoid correcting mistakes in the questionnaire that often resulted to delay for both the team supervisors and interviewers.



Republic of the Philippines

**Philippine Statistics Authority**

Solid • Responsive • World-class

---

Maraming Salamat sa Pakikinig!!

[www.psa.gov.ph](http://www.psa.gov.ph)